

**Energizer Battery Manufacturing Company**

**St. Albans, VT  
Contractor  
Site Orientation  
2010**

This presentation is one of three steps you will take to complete our safety compliance requirements.

# ECR

## Energizer Contractor Representative

Primary liaison between Energizer and the contractor  
for matters involving Safety Health and Environmental Affairs.



Any time you have questions or concerns related to safety  
contact your ECR directly

# General Information



Emergency Eye Wash Stations are located throughout the facility. Locate the one in your area



Smoking is permitted only in your vehicle

## Parking

The front parking area is reserved for visitors. Contractors should park company vehicles (service trucks) in the spaces located behind our main Cell Assembly building or behind the shipping Docks. Automobiles may be parked in the 'employee' parking lot ("main" parking lot).



Emergency showers are located throughout the facility. Locate the one in your area.



Separate restroom facilities are located throughout the facility



Cafeteria is off limits to contractors for eating. The contractor should use their vehicles for breaks and lunch.

# Facility-wide Emergency Requirements

**Report all Emergencies by calling 7# (Page)**

**Fire Pull Stations at exits will initiate alarms, start building evacuation and pass the alarm to the fire department**

**Your host/hostess or designated person must be at the facility the entire time you are working.**

## EVACUATION ALARM

Siren and strobe light  
followed by enunciator message



**select alarms to activate sound**


**EVACUATION:** Proceed to nearest exit to exterior. Walk to northwest area of the colleague parking lot and assemble at the Contractor sign in the Assembly Area. The senior contract representative must take muster & inform the EBM Assembly Leader if all personnel are accounted for.



# Contractor Identification

If you have been issued a **Red Badge**:

After signing in at the front lobby and being issued your red badge, you *must be* escorted by an Energizer employee at all times.




Badge must be visible at all times

## Contractor Identification

### If you have been issued an **Orange Badge**:

After you have signed in at the front lobby and gotten your orange badge, you will be permitted to move freely between your worksite, restroom facilities and our cafeteria, as well as the office of your host/hostess or ECR. You must know your host/hostess phone extension.

You are not permitted to stroll around the facility or visit areas that are not related to your worksite.



Badge must be visible at all times



Required anytime you leave a main hallway and enter any area that is not an office or public facility such as the cafeteria.

Safety glasses must meet national standards and side shields are required.

If you do not have a pair of safety glasses please notify your ECR.

---

## Hearing Protection



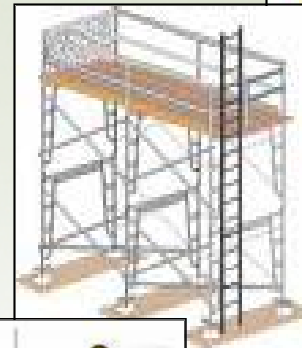
Required when exposed to noise above 85 decibels. All EBM production areas require hearing protection.





# Tools & Equipment

Must be in good condition  
and meet all safety  
requirements



# Tools with Lasers


- Tools that are equipped with lasers must NOT have a rating higher than a Class I or Class II. This includes, but is not limited to pointers and leveling devices



# PPE

## Personal Protective Equipment

*Must be in good condition  
and meet all safety  
requirements*



PPE includes all types of equipment used to increase individual safety while performing potentially hazardous tasks.



## Contractor Storage

Energizer may provide areas for storing material & equipment.  
Each contractor and subcontractor must provide a means to secure such items.

## Flammable Liquids

Must be stored in an approved container at a safe distance from buildings and must have the approval of the EBM Environmental Coordinator prior to storing

## Gasoline or Diesel Engines

Are not permitted to be used in the facility without proper approval  
(contact your ECR).

## Overhead Work

Is not permitted in occupied areas over EBM employees or other contractors without proper approval (contact your ECR).



# All Trades and Service Technicians

Including welders, roofers, painters, construction, HVAC, movers, system installers, equipment service tech, etc.

**ARE REQUIRED TO FOLLOW OSHA AND EBM SAFETY GUIDELINES AND REQUIREMENTS.**

Refer to House Rules Table of Contents for a reference list of required standards



# Guards and Safety Devices

**DO NOT OPERATE EQUIPMENT WITHOUT GUARDS IN PLACE.**  
**DO NOT OPERATE EQUIPMENT WITH SAFETY DEVICES BYPASSED**

## Working on Moving or Energized Equipment

Work on equipment that is moving or energizer is **STRICTLY PROHIBITED**

## Working on Equipment

You must meet LOTO requirements before work can begin when doing a non-standard function on the Equipment

### Ladders

Conductive ladders are prohibited from EBM property.

Fiberglass or wood ladders shall be used.

EBM ladders may not be used unless prior permission has been received.

### Scaffolding

The use of scaffolding must comply with all standards set forth by OSHA

# What you will need before you can perform this type of work

Roof work requires fall protection and a Hazardous Work Permit if working within 6 ft of the edge of the roof



Torch or any other open flame work requires a Hazardous Work Permit

Work in a Confined Space requires a Hazardous Work Permit and an Approved Confined Space Entry Program



Operating equipment around Power Lines requires a Hazardous Work Permit



Opening equipment that contains pressurized materials requires a Hazardous Work Permit




Excavating & Trenching requires a Hazardous Work Permit



Moving Radioactive material requires a Hazardous Work Permit and approval from the Environmental Coordinator



Working on or near Electrical Systems the system must be at Zero Energy



# Hazardous Chemicals

MATERIAL:		DATE REC'D:	
HAZARD RATING: (MINIMAL) 0 → 4 (EXTREME)			
HEALTH	FIRE	REACTIVITY	
SPECIAL HEALTH	TARGET ORGANS	STORAGE	
20. Carcinogen: OSHA 21. Carcinogen: MSDS 22. Absorbed Via Skin	40. Repro Tox: MSDS 41. Repro Tox: Other 42. Nervous System 43. Lungs 44. Kidneys	45. Liver 46. Blood 47. Skin 48. Eyes 49. Other Organs	60. Oxidizer 61. DOT Corrosive 62. Water Reactive

**The Material Safety Data Sheet, sometimes called OSHA Form 20, must be prepared and furnished by you for any chemical you would like to bring into our facility. The EBM SHEA Coordinator must approve any temporary stored chemicals on-site by the contractor. All chemicals must clearly display our chemical hazard label.**

**‘Check all chemicals, do not assume a chemical is safe, *check it out.*’**



The contractor must advise the ECR of any unique hazards and job requirements

You are required to provide and apply proper PPE for the work you will be performing

You will now be meeting with your ECR to discuss the safety information presented here and in our Contractor Safety manual